

CARRYALL 300

Club Car

***EFFICIENT DESIGN,
TOUGH HAULING***

With enough power to handle tough tasks, the Carryall 300 is the most dependable utility vehicle in its class. Each vehicle comes standard with a cargo box, trailer hitch, and plenty of room for customization so you can build a car that'll get the job done right.






CARRYALL

CARRYALL 300

PREMIER MANEUVERABILITY

Take on tight corners with more power. Rack-and-pinion steering makes the Carryall 300 easy to handle, giving you a safe and comfortable ride in any terrain.



- 
Max Speed
17 mph
- 
Max Vehicle Capacity
800 lbs
- 
Horsepower
14 hp (gasoline)
3.3 hp (electric)

OPTIONS & ACCESSORIES

Ask your Club Car sales representative for details.



VersAttach™



Brush Guard



Cargo Box



Stakeside Kit



Curtis Cab



Rear Receiver Hitch



White

Beige

Dark Gray

Dark Green

Titanium

Black

Classic Blue

Bright Blue

Red

Standard Colors (Molded-in)

CARRYALL 300



GASOLINE



ELECTRIC

ENGINE	Kohler EFI Gas	48-volt DC
HORSEPOWER	14 hp (10.3 kW) rated @ 3600 RPM per SAE J1940	3.3 hp (2.4 kW) rated, peak 13 hp (9.6 kW)
GOVERNOR GUARD	Ground speed	N/A
BATTERIES	12-volt 500 CCA 105 min reserve	Six 8-volt flooded lead acid
CHARGER	N/A	ERIC (650 W high frequency)
STEERING	Self-adjusting rack and pinion	Self-adjusting rack and pinion
FRONT SUSPENSION	Independent leaf spring with dual hydraulic shocks	Independent leaf spring with dual hydraulic shocks
BRAKES	Rear mechanical drum	Rear mechanical drum
PARK BRAKE	Foot operated, multi-lock	Foot operated, multi-lock
BODY AND FINISH	ArmorFlex® with automotive paint/clearcoat, aluminum finish	ArmorFlex® with automotive paint/clearcoat, aluminum finish
TIRES	20 x 10-10, 6-ply	20 x 10-10, 6-ply
BED L x W x H	36.2 x 47.5 x 10.5 in (92 x 121 x 27 cm)	36.2 x 47.5 x 10.5 in (92 x 121 x 27 cm)
WHEELBASE	65.5 in (166 cm)	65.5 in (166 cm)
GROUND CLEARANCE	5.2 in (13 cm)	5.6 in (14 cm)
FUEL TANK CAPACITY	5.5 gal (20.8 L)	N/A
CURB WEIGHT	817 lb (371 kg)	1105 lb (501 kg)
SPEED RANGE	15-17 mph (24-27 km/h)	5-17 mph (8-27 km/h)
LIMITED WARRANTY	3 yr/3000 hr limited powertrain/frame 2 yr limited remaining vehicle	4 yr limited battery 3 yr limited powertrain/frame 2 yr limited remaining vehicle



Club Car Connect **COMMERCIAL**

TRACKING

- GPS Tracker
- Asset Tracking
- Unlimited Geo-fence Zones
- Zone Alerts and History
- Club Car Connect Web Access



TRACKING AND CONTROL

- All Tracker Features +
- 5 in. LCD Touchscreen
- Real Time Vehicle Diagnostics
- Fleet Service Management
- Car Control
- RFID Smart Key
- One Way Messaging



TRACKING, CONTROL, AND ADVERTISING

- Tracker and Control +
- 10 in. LCD Touchscreen
- Advertising Geo-fence zones for Message Placement on Property
- Two Way Text Messaging
- Static or Video Advertising
- Advertising Manager
- Digital Vehicle Inspection Report



CONNECTIVITY FROM A TO Z

AIRPORTS TO ZOOS AND EVERYTHING IN BETWEEN

Visage Fleet Management is a proven technology focused on building relationships with commercial fleet managers. It brings an exclusive way to monitor the health of your fleet, maintain geographic boundaries, and communicate directly to vehicles.



CAR CONTROL MODULE

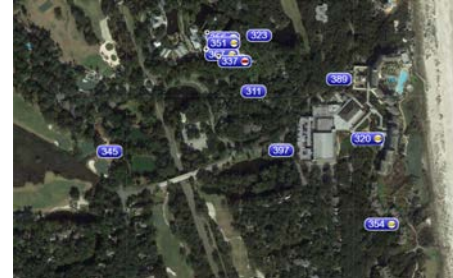
Electric Club Car Only

- Action zone and message setup
- Action zone speeds - Variable speed setting of up to 10 mph, stop, reverse or complete stop
- Unlimited restricted zone settings for anywhere on your property



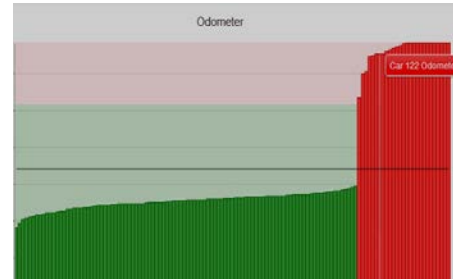
DETAILED VEHICLE DRIVE HISTORY

- Available with control or tracking module
- Customizable by vehicle and date range
- Easily view exactly where your vehicle traveled and time spent at each location
- Helps to quickly analyze traffic patterns
- Hold drivers accountable in case of property or vehicle damage by reviewing movement and direction



VEHICLE TRACKING MODULE

- Vehicle tracking in real time
- Two way messaging
- Special car setting designations for different staff vehicles
- "Car Tracks" displays car traffic for one or all cars to see wear patterns



FLEET MANAGEMENT

Electric Club Car Only

- Available with control or tracking module on Club Car electric vehicles
- Fleet lock-down with scheduled lock and unlock settings, key fob feature to lock and unlock vehicles
- Fleet information - odometer readings, amp hours and update status
- Fleet maintenance management
- Specific car information - charge status
- Report on usage to improve vehicle rotation
- Information available from any computer, iPad and tablet connected to the internet